

HEINE QUALITY
MADE IN GERMANY

∴ **HEINE DELTA 20[®]**
LED Dermatoscope



∴ The new dimension in dermatoscopy.
Diagnosis. Documentation. Data Storage.



HEINE DELTA 20® DERMATOSCOPE-SYSTEM

Using an instrument of the highest quality is the best way to ensure the most accurate diagnosis. With high-resolution precision optics and an exclusive illumination system (patent pending), the DELTA 20 Dermatoscope is the ultimate tool in the examination of pigmented skin lesions and provides a significant diagnostic contribution in the early detection of Malignant Melanoma.

The unique achromatic lens system reveals tiny variations in the pigment net and other features of lesions at 10x magnification as a highly-detailed, undistorted image. High-resolution digital photography is easy and affordable both in the Dermatological Practice and in Clinical Routine.

Technical Features

DELTA 20 DERMATOSCOPE

- ✚ **Optics.**
High-resolution precision optics with achromatic lens system.
- ✚ **Magnification.**
10x
- ✚ **Field of view.**
23 mm dia.
- ✚ **Illumination.**
Exceptionally-bright, close to daylight 6-LED-illumination.
3-LED-illumination can be selected for improved contrast.
The light of the 6 LED's is projected through precision cylindrical light guides, for even, homogenous illumination.
- ✚ **LEDs working life.**
Virtually unlimited working life.
- ✚ **Eyepiece.**
Can be focused precisely through a range of correction from -6 to +6 dpt.
Smooth, soft eyepiece prevents damage to spectacles.
- ✚ **Contact Plates.**
Large Contact Plate (23 mm dia.)
Small Contact Plate (8 mm dia.) for examination of normally inaccessible lesions. Easy to change plates.
(Digital photography possible with both large and small contact plates.)
Special connection design ensures a firm fit to the instrument.
Autoclavable at 134 °C/5 min.

SLR PHOTOADAPTOR FOR DIGITAL SLR CAMERA

HEINE DELTA 20® features fixed-focus photography at a pre-determined lens position. This guarantees crisp and clear images. The quick-connect photo adaptor assures reliable operation and includes a standard 52 mm camera thread. Instant, easy attachment or removal. The dermatoscope rotates on the adaptor through 360° to provide the ideal ergonomic working position.

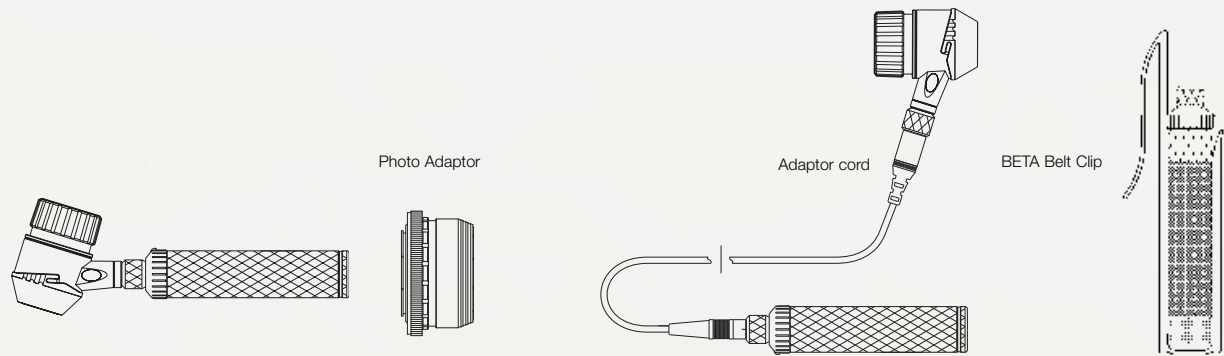
Useful Tip:

The BETA modular construction provides for the use of an adaptor cord between handle and instrument for digital photography, keeping the camera and instrument head compact and easy to manipulate.

Recommended for the following digital SLR (single-lens reflex) cameras:
– Canon
– Nikon
– Olympus

POWER SOURCES

Integrated Voltage Regulation System allows flexibility in choosing either 2.5 V battery or environmentally-friendly 3.5 V rechargeable versions (available also with Li-ion). Ergonomic and comfortable. Lightweight. Compatible with a whole range of HEINE instruments. Improved user comfort with the BETA Belt Clip.



Order Information

DELTA 20 Dermatoscope	2.5 V LED	3.5 V LED
with contact plate 23 mm dia. with scale and dermatoscopy compendium	K-08.34.201	K-08.34.201
DELTA 20 Dermatoscopy Set		
Consisting of DELTA 20 Dermatoscope, contact plate 23 mm dia. with scale, 10 ml dermatoscopy oil, dermatoscopy compendium, hard case, complete with BETA battery handle	K-256.10.118	
same, with BETA R (wall plug) rechargeable handle		K-256.20.376
same, with Li-ion rechargeable battery		K-256.27.376
same, with BETA TR rechargeable handle with transformer		K-256.20.384
same, with Li-ion rechargeable battery		K-256.27.384
same, with BETA NT rechargeable handle with NT 200 charger		K-256.20.420
same, with Li-ion rechargeable battery		K-256.27.420

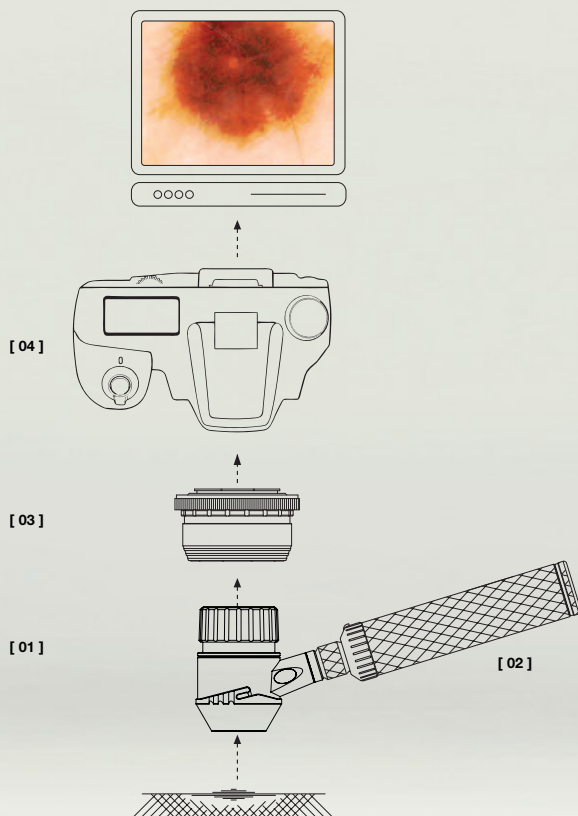
Accessories

Contact plate, 23 mm dia. without scale	K-00.34.203
Contact plate, 23 mm dia. with scale	K-00.34.204
Small contact plate, 8 mm dia. for the examination of inaccessible lesions	K-00.34.205
Dermatoscopy oil (pack of 6 x 10 ml) is applied to the external skin layers, making them transparent	K-00.34.005
SLR Photoadaptor for Dermatoscope/Digital-SLR-Camera, with Optics. Wide Field of View, Crisp Image. For Canon	K-00.34.185
same, for Nikon	K-00.34.186
same, for Olympus	K-00.34.187
Adaptor cord (1.3 m) for instrument/handle	X-00.99.231
BETA Belt Clip for BETA handle	X-00.99.008
Photo accessory set includes Photo Adaptor, Adaptor cord and BETA Belt Clip	
Photo Accessory Set for Canon	K-00.34.190
same for Nikon	K-00.34.191
same for Olympus	K-00.34.192
Carrying-case for DELTA 20 and Photo accessories	K-264.00.000

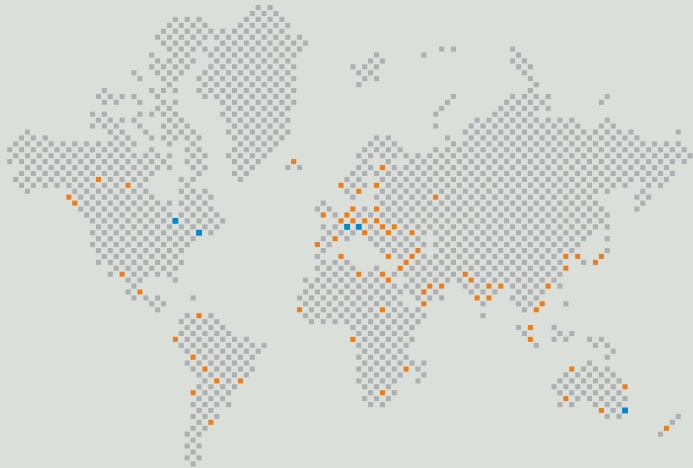
Early recognition of Malignant Melanoma is becoming increasingly important in Dermatology. In Germany the annual increase in reported new cases is between 5 and 10%. In those parts of the world with a fair-skinned population the incidence has almost doubled in the last 15 years. Early recognition and diagnosis is the key to improved healing rates.

HEINE Optotechnik's long experience as market leader in Dermatoscopy has enabled us to set a new standard for image quality with the HEINE DELTA 20® Dermatoscope. The DELTA 20 with 6-LED full-illumination or 3-LED lateral-illumination combined with high-resolution precision optics using achromatic lenses is the result of dedicated research and product development by the HEINE team of engineers.

The HEINE DELTA 20® Dermatoscopy System



- [01] **HEINE DELTA 20® Dermatoscope**
 - 10x magnification with high-resolution precision optics and achromatic lens system reveal a brilliant, distortion-free image of the whole area under examination.
 - Exceptionally-bright full 6-LED-illumination, close to daylight.
 - The DELTA 20 is the ideal instrument for classic contact dermatoscopy using oil or disinfectant spray. This method reveals many more fine structure elements of a pigmented lesion and increases diagnostic accuracy significantly.
 - Includes a compendium with a full-colour atlas of differential diagnosis of pigmented lesions using the dermatoscope.
- [02] **HEINE BETA® Handle**
 - Integrated Voltage Regulation System provides compatibility with any BETA 2.5 V or 3.5 V rechargeable version.
- [03] **HEINE SLR® Photoadaptor**
 - Instant attachment of camera to adaptor.
 - Easy, fixed-focus photography.
- [04] **Photo-documentation**
 - Includes instructions for Photo-documentation.
 - (A list of compatible digital Cameras can be found at www.heine.com under DELTA20/Cameras for DELTA 20.)



■ HEINE SUBSIDIARY COMPANIES
■ HEINE REPRESENTATIVES

A company makes history and gives a name to outstanding product quality: HEINE.

Founded in 1946, family owned, rich in tradition and today international market leader in a complete range of diagnostic instruments. HEINE products meet all international standards (ISO/CE) and represent the leading edge in precision and ergonomic design. Ongoing dedication to research and development has created a solid and diverse technology base for continued quality and product leadership. Over 500 employees worldwide contribute to this success.

www.heine.com

GERMANY

HEINE Optotechnik GmbH & Co. KG
82211 Herrsching
Kientalstr. 7
Tel. +49 (0) 81 52-38 0
Fax +49 (0) 81 52-3 82 02
E-Mail: info@heine.com

USA

HEINE USA LTD.
10 Innovation Way
Dover, NH 03820
Tel. (603) 742-71 03
Fax (603) 742-72 17
Toll Free (800) 367-4872
E-Mail: service@heine-na.com

AUSTRALIA

HEINE AUSTRALIA PTY. LTD.
Unit 9, 98 Old Pittwater Road
P.O. Box 717 Brookvale 2100
New South Wales
Tel. +61 (0) 2-99 38 95 00
Fax +61 (0) 2-99 39 23 05
E-Mail: info@heine.com.au

SWITZERLAND

HEINE (Schweiz) AG
Tobelackerstr. 9
CH-8212 Neuhausen am Rheinfall
Tel. +41 (0) 52-6 72 22 66
Fax +41 (0) 52-6 72 63 77
E-Mail: heine-schweiz@schaffhausen.ch

CANADA

HEINE INSTRUMENTS (CANADA) LTD.
20 Steckle Place, Unit 3
Kitchener, Ont. N2E 2C3
Tel. (519) 895-1020
Fax (519) 895-1022
Toll Free (800) 367-4872
E-Mail: service@heine-na.com

We reserve the right to change specification without notice.

Your distributor

11/08. A-000.00.210 e

